



LIBA
www.libasolution.de







Centrifugal fan coil unit

 **WINTOSSO**

About Wintosso

wintosso fan coil units are built with precision German engineering, combining minimal design and maximum performance. Designed and developed by LiBa Business GmbH, Wintosso products deliver consistent comfort, high energy efficiency, and whisper-quiet operation in both residential and commercial environments. Our units support 2-pipe and 4-pipe configurations, offering flexible integration into any HVAC system, while maintaining European standards for energy and performance. Designed for comfort. Engineered for the future.

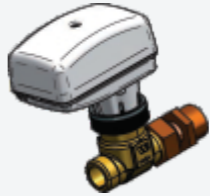


 2.8 / 7.2 kW cooling	 energy saving
 3.8 / 9.7 kW heating	 510 / 1360 m³/h air flow

Optional accessories

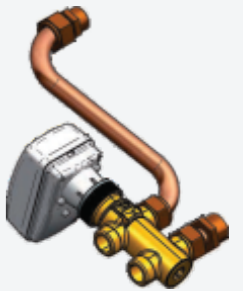
Motorized Valves

- 2 way (0-10 v)
- DN15 connection diameter for 1/2 "
- DN20 connection diameter for 3/4 "
- External thread connection
- Pn16
- Brass body
- Maximum fluid temperature 100°C
- KVS value for 1/2 "1.7
- KVS value for 3/4 "2.8



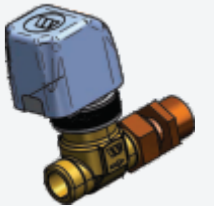
Motorized Valves

- 3 way (0-10 v)
- DN15 connection diameter for 1/2 "
- DN20 connection diameter for 3/4 "
- External thread connectio
- Pn16
- Brass body
- Maximum fluid temperature 100°C
- KVS value for 1/2 "1.7
- KVS value for 3/4 "2.8



Motorized Valves

- 220V
- ON / OFF control
- Valve open / closed indicator
- Thermal actuator
- Normally closed (NC)
- 1.8 WattIP54
- Ip54



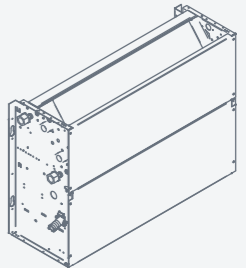
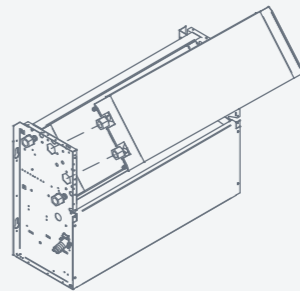
Thermostat

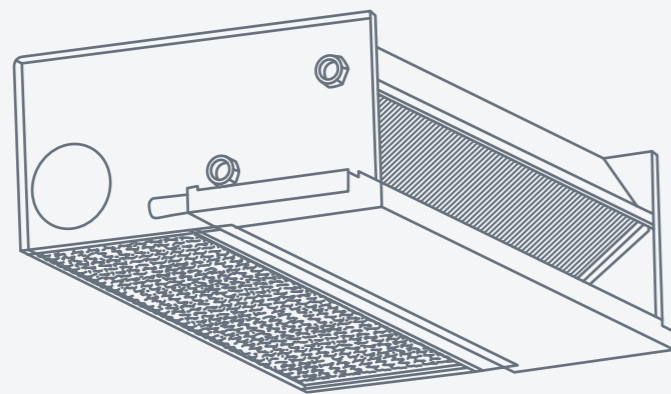
- 220 V AC
- Stylish design, digital LCD display
- Touch screen
- Energy saving mode
- Flush mounting
- Temperature range from 5°C to 35°C
- Cool / Heat / Auto selection setting
- Keylock
- Weekly programming feature
- Manual / Automatic 3 stage fan speed
- Valve outlet suitable for 2 and 4 pipe systems
- Working in case the energy is cut off and coming back
- Low temperature protection



ADDITIONAL HOT WATER COIL KIT

This accessory kit is used for heating mode in four-pipe systems.





Unit Casing:

Galvanized steel casing of minimum 1 mm thickness. Casing is internally lined with 3mm insulation.



Drain Tray :

Galvanized drain pan covers entire length & width of coil till the headers. Drain pan is powder coated and is insulated with ¼" closed cell PE insulation on the outside. The drain pan is with ¾" male pipe thread connection



Cooling Coils :

Standard base unit shall be equipped with a 3-row coil for installation in a 2 pipe system. All coils shall have 7mm seamless copper tubes and "dual sine wave" corrugated aluminum blue fin plates. Coil fins are mechanically bonded to tube joints. All coils are tested with Nitrogen (N2) underwater at 400psi while submerged in water. Coils performance shall be rated in accordance Eurovent Standard.



Blower :

Direct driven, double width fan wheels with forward curved blades shall be statically and dynamically balanced. Fan scrolls and wheels shall be constructed of galvanized steel.



Air Filters :

Permanent washable Nylon filters (Honeycomb Polyolefin Network) with 6mm thickness and Ø4 frame material hard steel wire (BS En10244 Class D or JIS G3532 class 2).



Fan Motors :

Fan motors shall be 7-speed, 230V, single phase, 50Hz, permanent split capacitor type, with ball type bearings and oversized oil reservoirs to ensure lubrication. The fan motor(s) shall be equipped with integral automatic temperature reset for motor protection.



Electrical Requirements

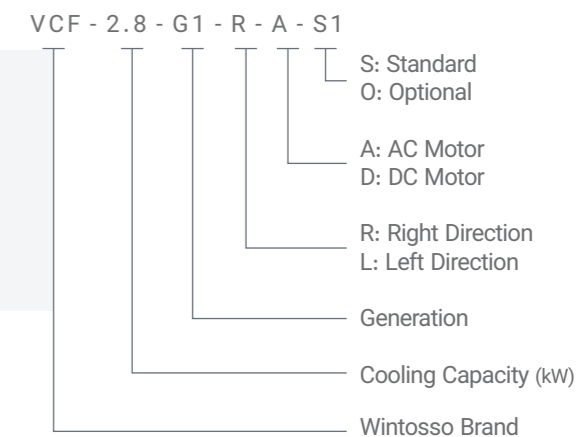
Standard unit shall operate on 230V, single phase, 50Hz electric power. All internal wiring shall be in flexible conduit.



Customization:

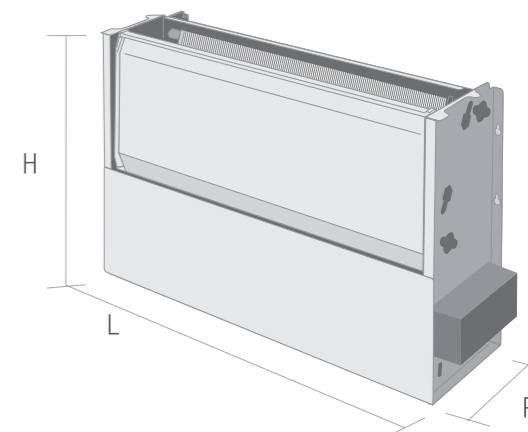

Wintosso fan coil units are available in 2 or 4 pipes configuration. Drain tray made of stainless steel.

Specification technical data



MODEL			VCF-2.8G1-RA-S1	VCF-3.9G1-RA-S1	VCF-5.3G1-RA-S1	VCF-7.2G1-RA-S1
Air Flow	MAX	m³/hr	510	680	1020	1360
	MED	m³/hr	410	560	890	1140
	MIN	m³/hr	320	430	710	910
Number of Fan			2	2	2	3
Number of Motor			1	1	1	2
Motor Power		W	60	70	120	160
Cooling Capacity	MAX	kW	2.8	3.9	5.3	7.2
	MED	kW	2.4	3.2	4.6	6.3
	MIN	kW	2.1	2.9	4.0	5.2
Sensible Cooling Capacity	MAX	kW	2.2	2.8	4.2	5.5
	MED	kW	1.7	2.4	3.7	4.7
	MIN	kW	1.5	1.9	3.0	3.8
Heating Capacity	MAX	kW	3.8	5.3	7.2	9.7
	MED	kW	3.2	4.3	6.2	8.5
	MIN	kW	2.8	3.9	5.4	7.0
Cooling Water Flow Rate		m³/hr	0.48	0.67	0.91	1.24
Water Pressure Drop		kPa	12	21	28	36
Pipe Connection			3/4"	3/4"	3/4"	3/4"
Dimension	L	mm	680	830	980	1180
	W		457	457	457	457
	H		230	230	230	230

Cooling: water-return temperature: 7/12 C; air-return working conditions: dry-bulb temperature for inlet air: 27°C; wet-bulb temperature for inlet air: 19.5°C; Heating: water temperature: 60°C: the water amount is same as that of cooling condition: air-return conditions: dry-bulb temperature for inlet air: 21°C

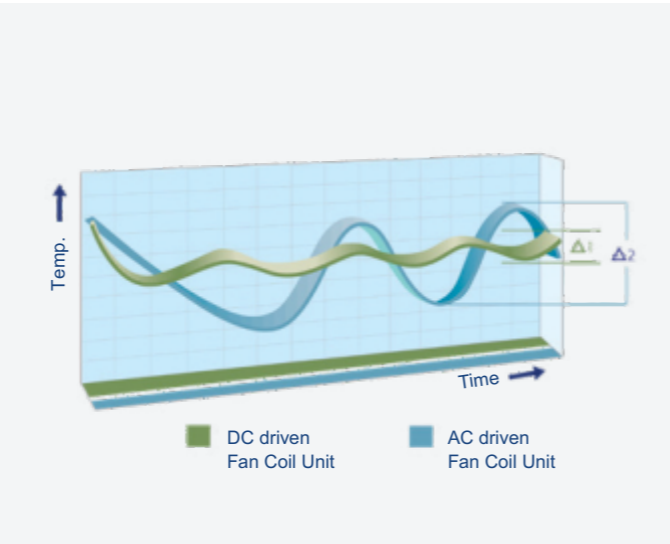


COMFORT GUARANTEED



QUIET OPERATION

Wintosso DC fan coil units are 2-5 dB (A) lower in noise compared to AC motor fan coil units, creating a quiet environment for work and rest.

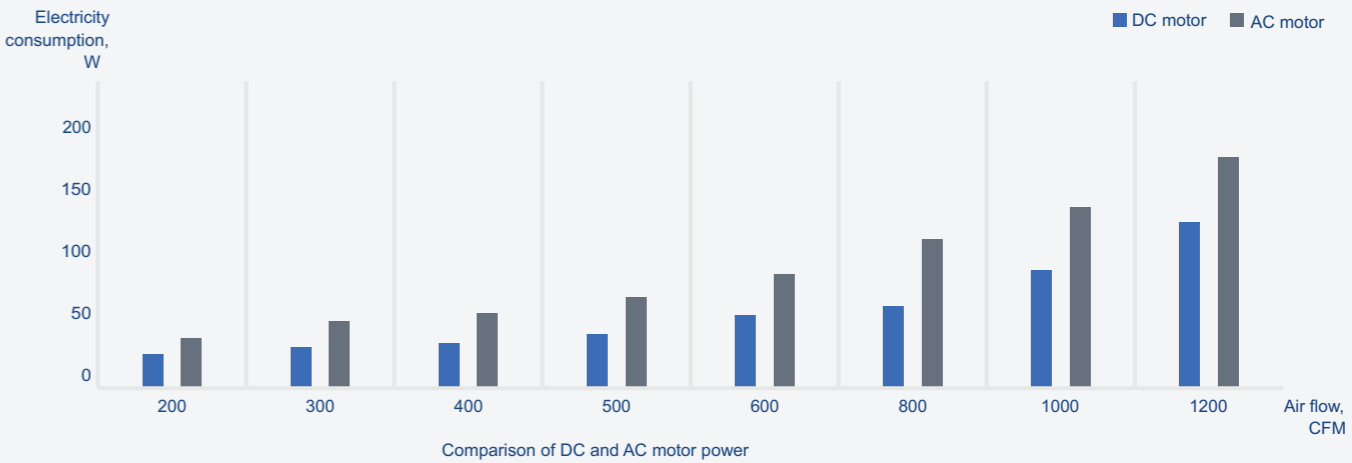


CONSTANT LEVEL OF AIR TEMPERATURE

The Wintosso DC fan coil motor adjusts the air flow according to the thermal load, instantly reducing temperature fluctuations and improving the living environment.

FEATURES OF WINTOSSO FAN COILS

ECONOMY



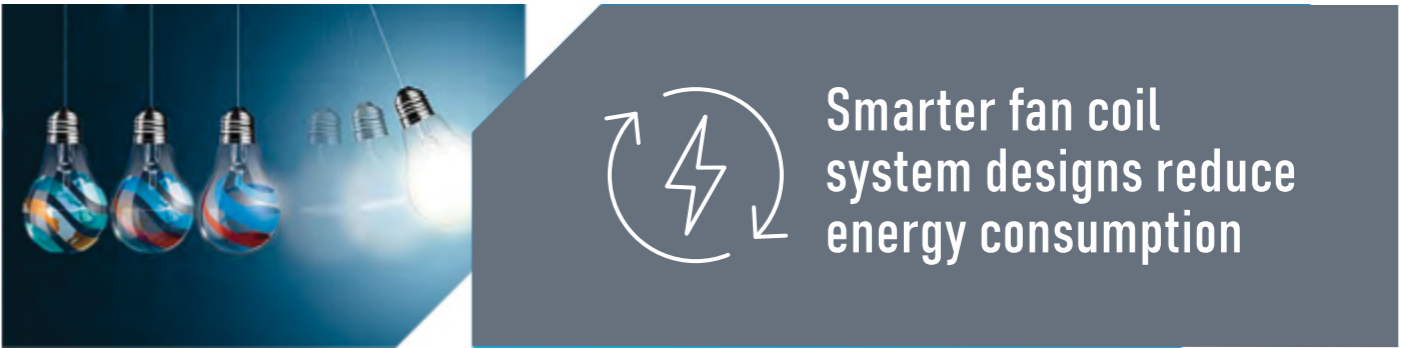
COMPLY WITH CE REGULATION

The energy consumption of Wintosso DC fan coils is up to 30% lower compared to the corresponding AC type device.




DC BRUSHLESS FAN MOTOR

The latest in energy-efficient devices are carefully crafted with cutting-edge DC technology. These devices work precisely, guaranteeing not just lower energy usage but also quiet performance. The technology not only emphasizes sustainability but also sets new standards for comfort and efficiency.



THE LATEST TECHNOLOGY



Applications

